

Log Analysis Report

THE BEST LOG ANALYSIS PRODUCTS ACCORDING TO USERS

FALL 2021

SUMMARY

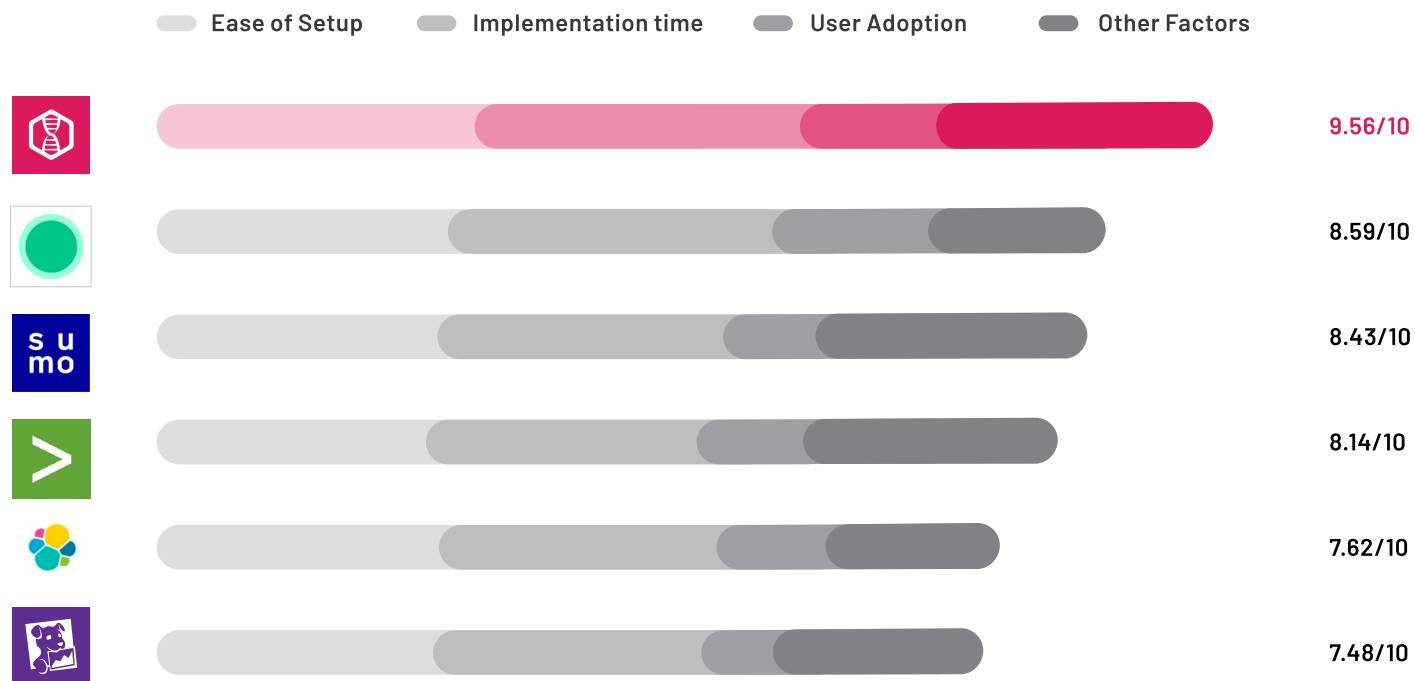
LogDNA continues to shine as a leader for log analysis in the G2 Crowd Fall 2021 Report. Dive into this eBook to see how LogDNA compares to industry leaders and why teams with a DevOps mindset choose us quarter after quarter.

G2 is the world's largest tech marketplace where businesses can discover, review, and manage the technology they need to reach their potential. With G2, LogDNA users review the product and share their personal experience. They are asked a series of questions that are standardized for all companies in the log analysis category to get a holistic sense of how easy each product is to implement and use. Seasonal reports are released based on these user reviews and, this season, LogDNA received awards across the board.

LOG ANALYSIS IMPLEMENTATION




G2 Crowd's Log Analysis Implementation Index measures how easy a product is to set up, how long it takes, and how successful it is to implement across teams. In the Fall 2021 report, LogDNA outperformed the leading competitors for the dozenth time.

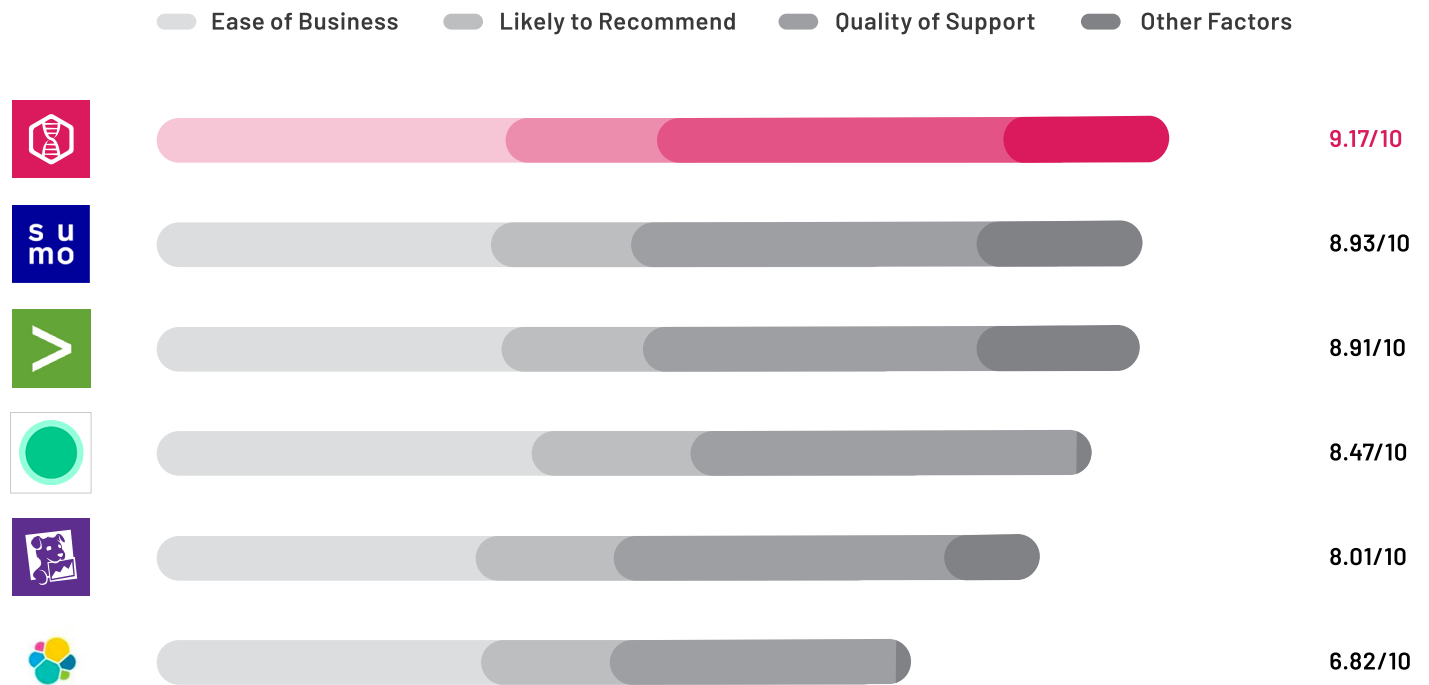


LOG ANALYSIS RELATIONSHIP INDEX

Relationship scores for log analysis are shown below. The chart highlights some of the factors which contribute to a product's overall relationship score. Ease of doing business with, quality of support, and likelihood to recommend data is shown in the table below.



LOG ANALYSIS RELATIONSHIP INDEX



LOG ANALYSIS RESULTS INDEX

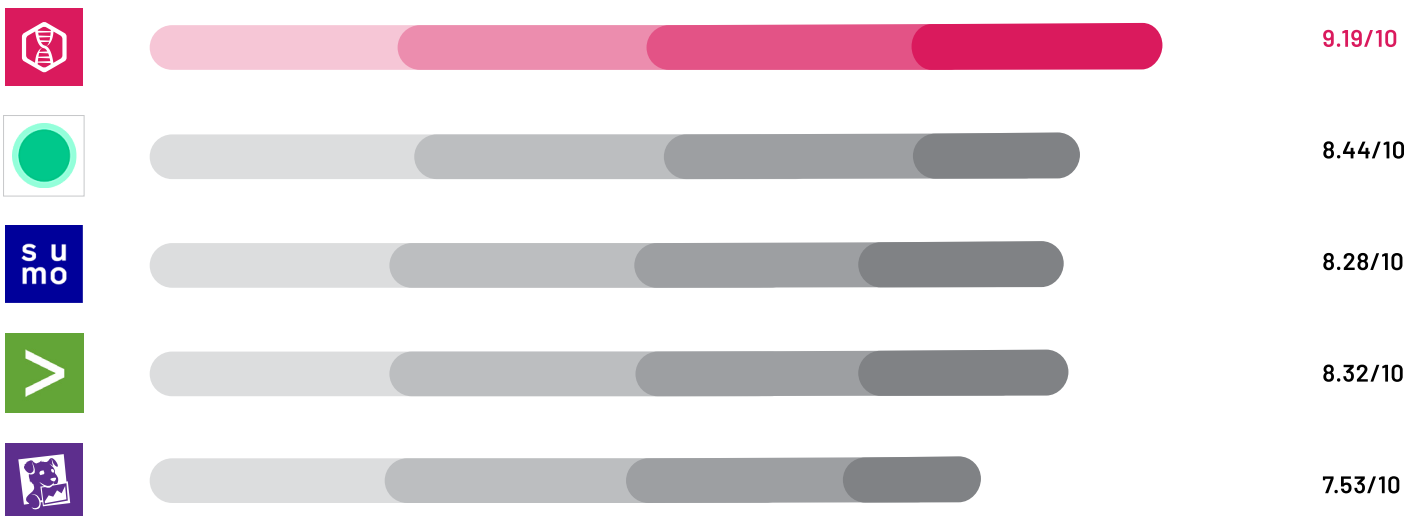
Results scores for log analysis are shown below. The chart highlights some of the factors which contribute to a product's overall results score. Estimated return on investment, meets requirements, user adoption and likelihood to recommend data is shown in the table below.





LOG ANALYSIS RESULTS INDEX

— Likely to Recommend
— Meets Requirements
— Estimated ROI
— Other Factors



“

I can easily aggregate logs across environments and applications and get a 360 view of the logs that are generated. I can also filter out specific logged items using exclusion rules to control costs.

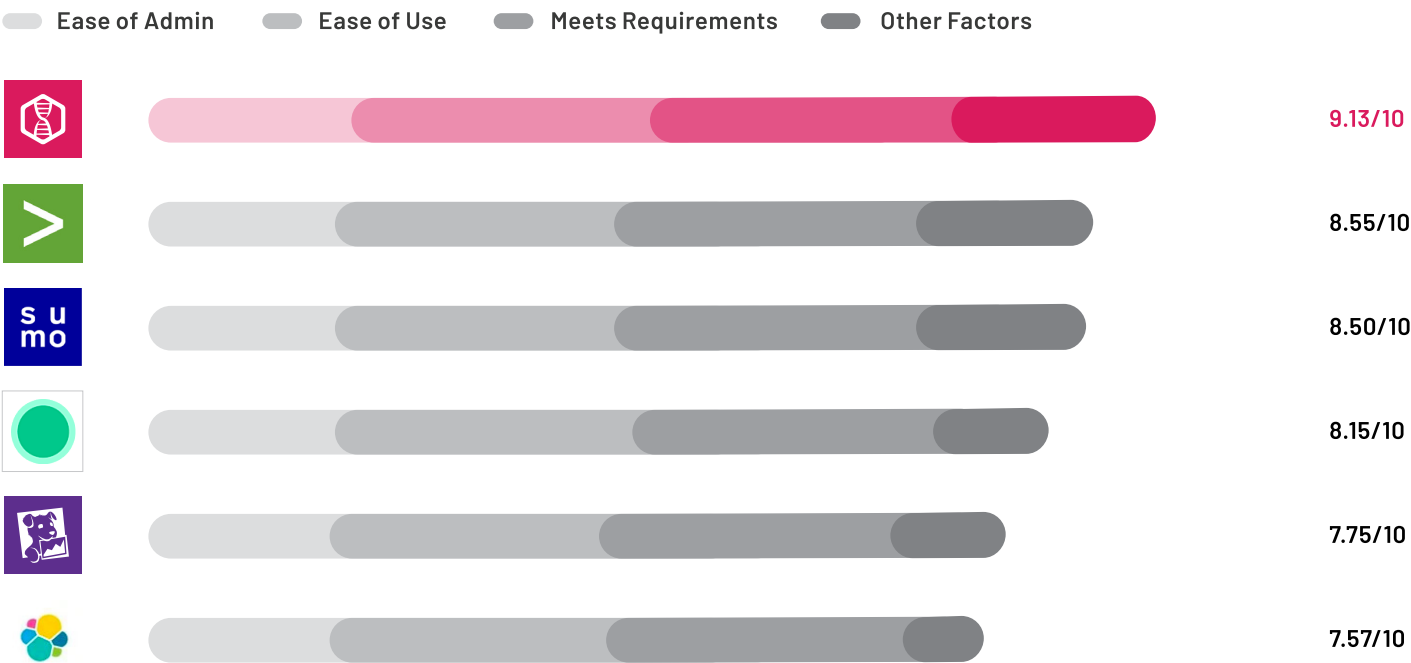
”

Matt B., CTO

LOG ANALYSIS USABILITY INDEX

Usability scores for log analysis are shown below. The chart highlights some of the factors which contribute to a product's overall Usability score including ease of use, administration, and adoption.

LOG ANALYSIS USABILITY INDEX

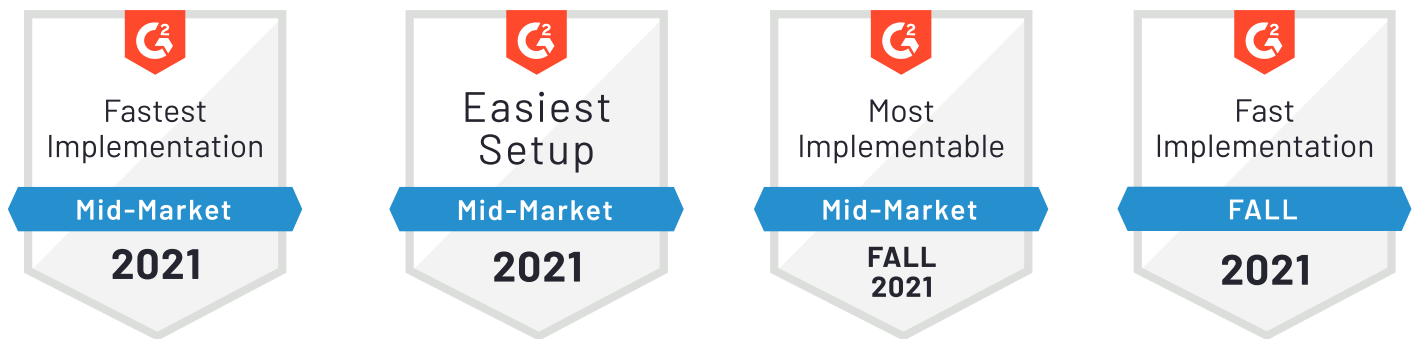


“

LogDNA is brilliant at allowing a quick impact assessment of issues, allowing for triage as well as a first port of call for helpdesk staff that need log accessibility in a nicely presented easy to use tool.

”

Daryl L., Enterprise User



“

The best features are being able to drill down to pod level, server level metrics (in k8s), searching against time frame, their ease of using words to search, saving searches, and the alerting through slack. The benefit of being able to debug a problem going through the logs helps us fix bugs and issues faster than we could imagine.

”

Ravi D., DevOps Engineer - Enterprise

ABOUT LOGDNA

LogDNA is a log management and streaming solution for teams that embrace DevOps. It enables frictionless consumption and actionability of log data so teams can leverage their logs for application development, security, and compliance use cases. Sign up for a fully-featured 14-day free trial and optimize your workflow or reach out to our sales team to create a plan tailored to your needs at outreach@logdna.com today.